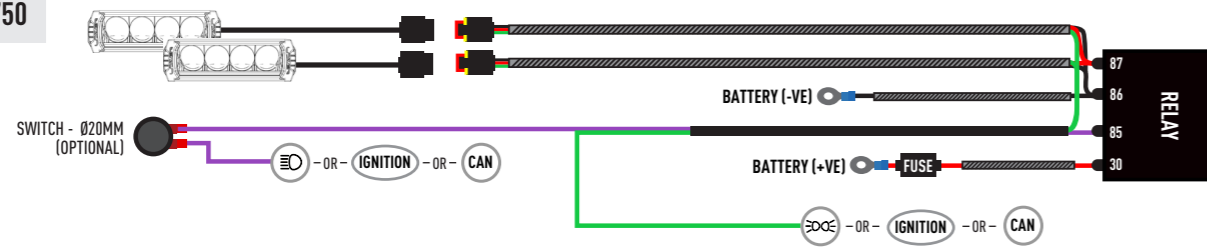
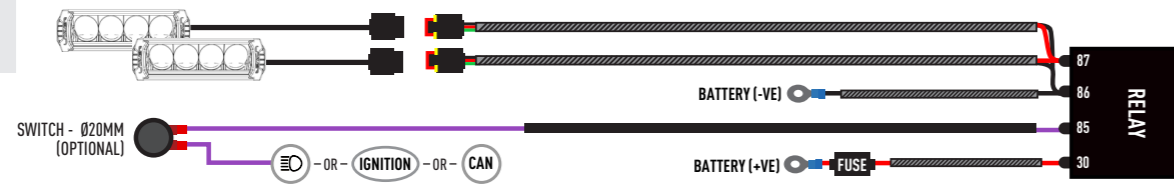


ELECTRICAL CONNECTION

TRIPLE-R 750



TRIPLE-R 750 ELITE / WIDE



TRIPLE-R 750 BEACON

Please refer to the instructions included with the lamps.

LAMP CONNECTOR INFORMATION

TRIPLE-R POSITION LIGHT FUNCTION (OPTIONAL)



BROWN WIRE
AMBER POSITION LIGHT




GREEN WIRE
WHITE POSITION LIGHT

E9



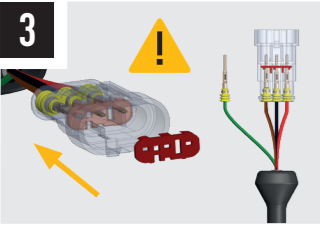
1



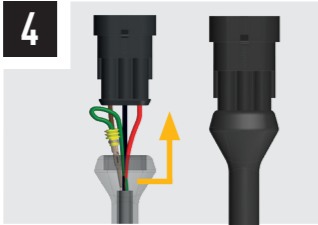
2



3



4



E9

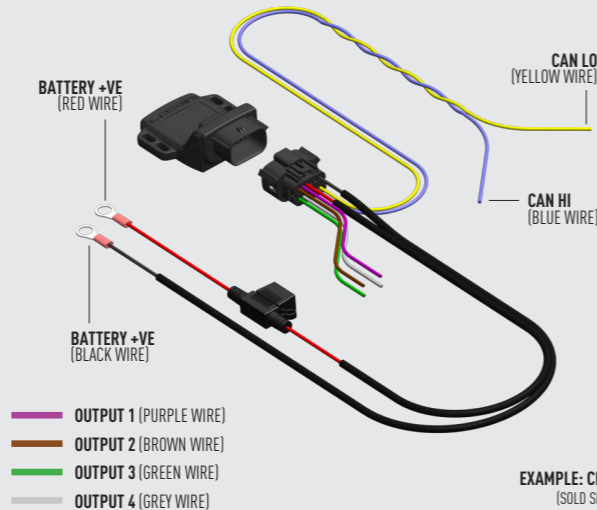
UNECE REGULATIONS

Please scan the QR code to view all UNECE Certificates and information.



CANBUS INTEGRATION (SOLD SEPERATELY)

For vehicles where it is not possible to locate a 12V high beam signal, it will be necessary to take the high beam signal from the vehicle's CAN system. For connection options please visit the Lazer Lamps website, or contact your nearest dealer.



EXAMPLE: CNY-DIR-K
(SOLD SEPERATELY)

LAZER
HIGH PERFORMANCE LIGHTING

WWW.LAZERLAMPS.COM

We appreciate your purchase of a Lazer Lamps product, and value your feedback. If you would like to leave feedback on your Lazer experience, please head to the relevant product page on our website www.lazerlamps.com.

T +44 (0) 1992 677374
E sales@lazerlamps.com

Lazer Lamps Ltd, Calder House, Central Road
Harlow, Essex, CM20 2ST, UK

MADE IN THE UK /LAZERLAMPS

LAZER
HIGH PERFORMANCE LIGHTING

MERCEDES SPRINTER (2018+) GRILLE KIT

FITTING INSTRUCTIONS



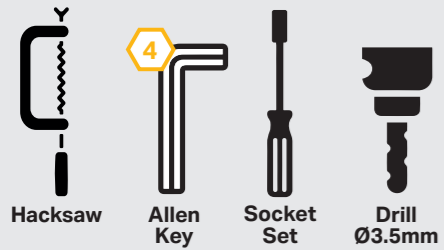
WHAT'S INCLUDED

- 4x Grille Mounting Brackets
- 4x Cutter Guides
- Anti-Theft Fasteners & Key
- Fitting Instructions

Additionally - Kit Includes:


- 2x Triple-R 750 LED Lights
- 1x Two-Lamp Wiring Kit

TOOLS REQUIRED



SIDE MOUNTING INFORMATION

Please use a thread seal compound (i.e. Loctite 222) to protect the lamp fastener from binding over time. See our T&Cs for more information.



INSTALLATION PROCESS - Install should be completed with the grille left on the vehicle.

